



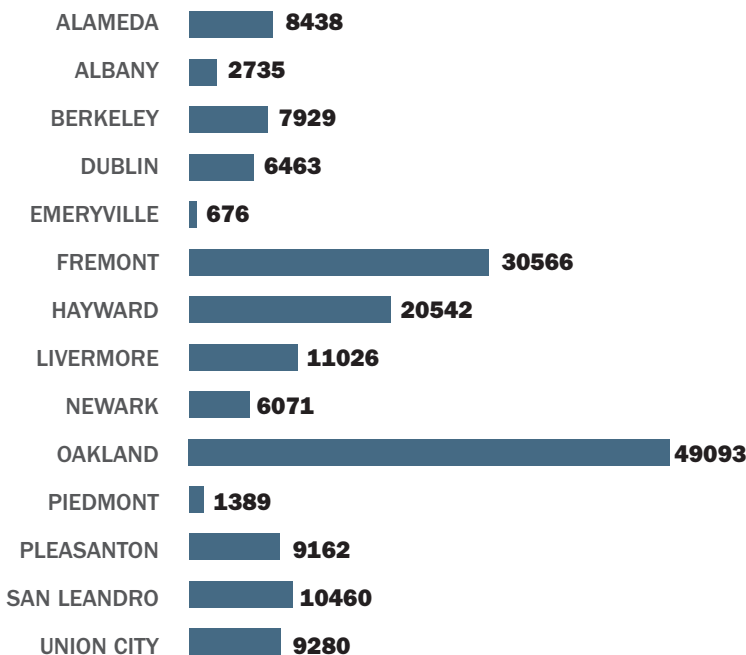
ALAMEDA COUNTY DATA PROFILE

BIRTH TO AGE 8

Over the years, data and research continue to show that focusing on primary prevention is the best way to improve outcomes for children and youth. Alameda compares well overall to other counties in California, but there are persistent inequities.

NUMBER OF CHILDREN AGES 0-9* IN EACH ALAMEDA COUNTY CITY

Children ages 0-9 in Alameda County were about 13% of the total population in 2010. Oakland has the highest population of children between the age of zero to nine years, followed by Fremont and Hayward.



OAKLAND HAS THE GREATEST
NUMBER OF CHILDREN AGE ZERO
TO NINE YEARS OLD

* This data includes ages 0-9 to reflect the way the U.S. Census reports demographic age group

VERY LOW BIRTH RATES FOR AFRICAN-AMERICANS

The rate of very low birth weights for African American babies remain higher than average in Alameda County.



AVERAGE

1.3%

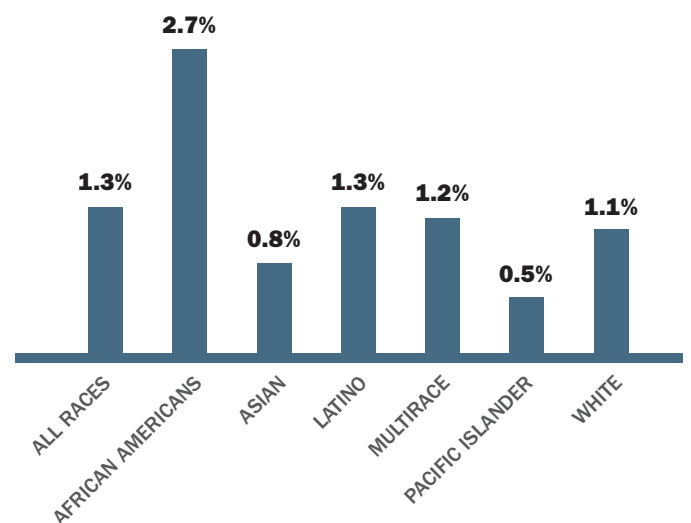
AFRICAN AMERICANS

2.7%

MORE AFRICAN AMERICAN BABIES IN
ALAMEDA COUNTY ARE BORN AT
VERY LOW BIRTH WEIGHT

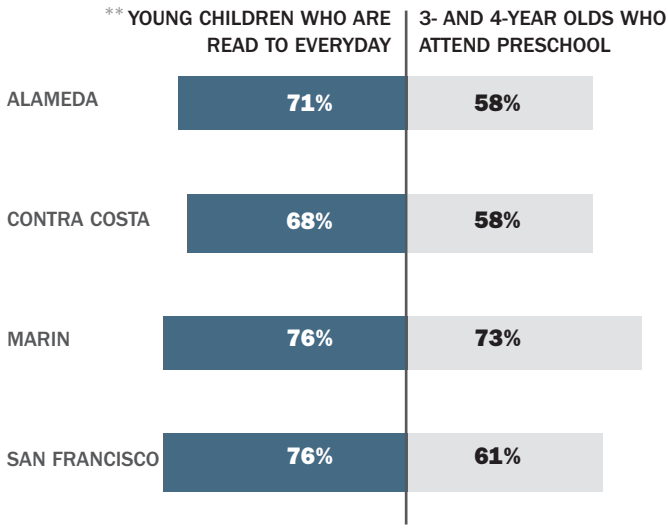
RATE OF VERY LOW BIRTH WEIGHT BABIES BY RACE IN ALAMEDA COUNTY

The rate of very low birth weight babies in Alameda County is close to the national average of 1.4% of all births.



SCHOOL SUCCESS INDICATORS

The following are widely accepted as good indicators for future school success. Alameda County compares similarly to our Bay Area neighbors.



3.26

WAS THE AVERAGE SCORE OF ALAMEDA COUNTY KINDERGARTNERS OUT OF A FOUR-POINT SCALE OF READINESS SKILL PROFICIENCY

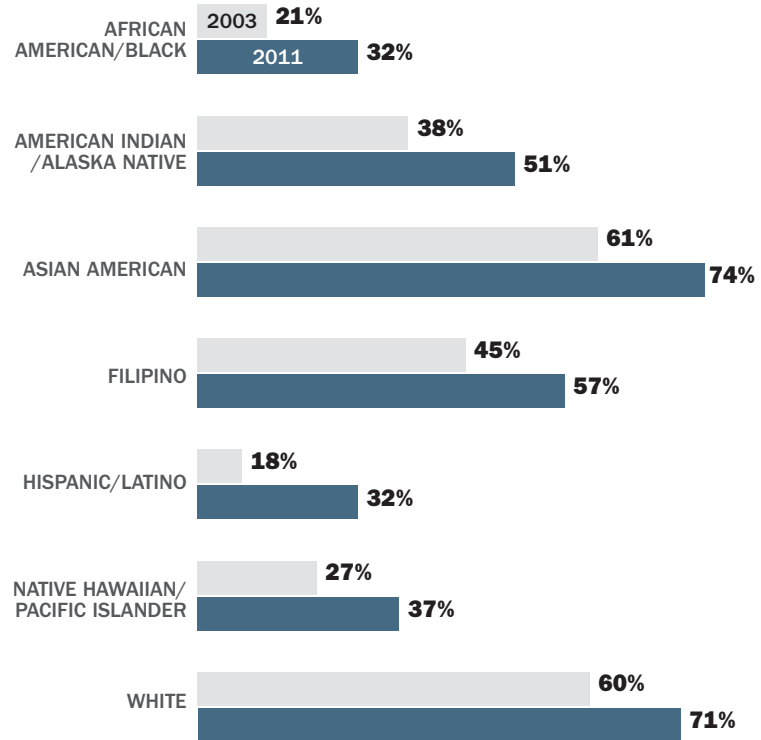
Source: 1) U.S. Census 2010 2) Alameda County Vital Statistics Files cited in <http://www.acphd.org/media/52883/ac2010.pdf> 3) Young children who are read to everyday- Data based upon California Health Interview Survey (CHIS), -3- and 4-Year-Olds Who Attend Preschool- Data based upon Population, Reference Bureau (PRB) analysis of U.S. Census Bureau, American Community Survey (ACS) 2006- 08 and 2008-10, 3-Year Estimates (March 2012). Accessed from <http://scorecard.childrennow.org/2012/indicator-Children, Ages 0-3>, 4) In 2010, First 5 Alameda County (F5AC) commissioned an assessment of the school readiness levels of new kindergarten students in Berkeley, Castro Valley, Emery, Hayward, Livermore Valley Joint, Oakland, Pleasanton, and San Lorenzo Unified School Districts The assessment included four measurement instruments completed by teachers and parents of entering kindergarten students. Teachers indicated each of their students' proficiency levels on 24 readiness skills parents and teachers completed a survey. Please note that the information presented in this report describes the students and families assessed, not all students. 5) www.kidsdata.org

INEQUITIES IN THIRD GRADE READING ABILITY

The guiding indicator in the ICPC's Birth to Age 8 Success focus area is that all children will be reading at grade level in the 3rd grade. While inequities persist, Alameda County has improved in preparing third graders to succeed.



PERCENT OF 3RD GRADERS WHO READ AT GRADE LEVEL



ICPC: BIRTH TO AGE 8 SUCCESS

Alameda County Interagency Children's Policy Council's (ICPC) provides tools, guidance and resources for policy practice that focuses on the well being of children, youth and their families. A guiding tenet of ICPC's work is primary prevention, collective impact and equity. ICPC is focusing on policy areas that improve outcomes for Birth to Age 8. ICPC is supporting this work by:

- Facilitating the cross system work of County agencies and departments, school districts and other stakeholders in a work group called "Birth to Age 8 Success". The group is developing a shared results-based accountability (RBA) framework grounded in data and strategies to improve system integration.
- Promoting policies that would improve the transition from Pre-Kindergarten to Kindergarten such as district-wide Kindergarten assessments and programs that support social emotional development and school readiness for young children.

Alameda County Interagency Children's Policy Council

1401 Lakeside Drive, Suite 1116 Oakland, CA 94612

Telephone: (510) 891-5729 Fax: (510) 208-9579

www.acgov.org/icpc